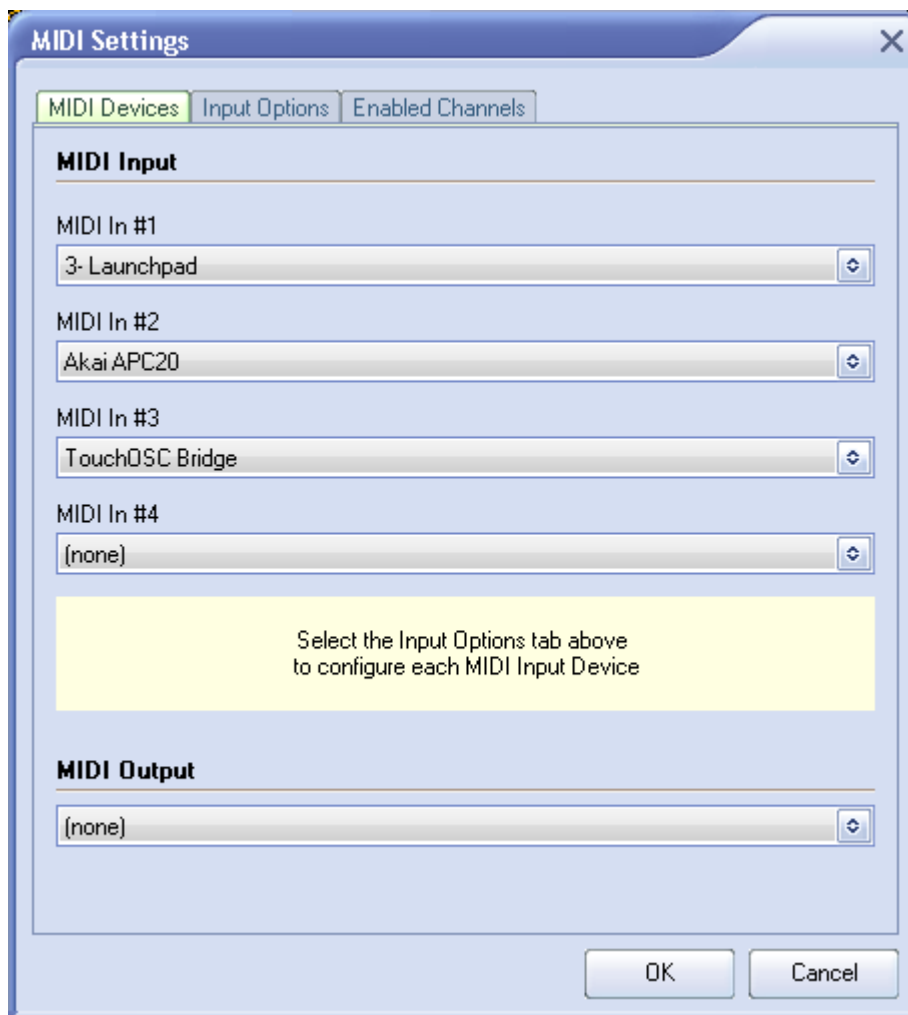


MIDI Settings

QuickShow includes extensive support for MIDI keyboards and controllers. All aspects of MIDI are setup with the MIDI Settings dialog box.

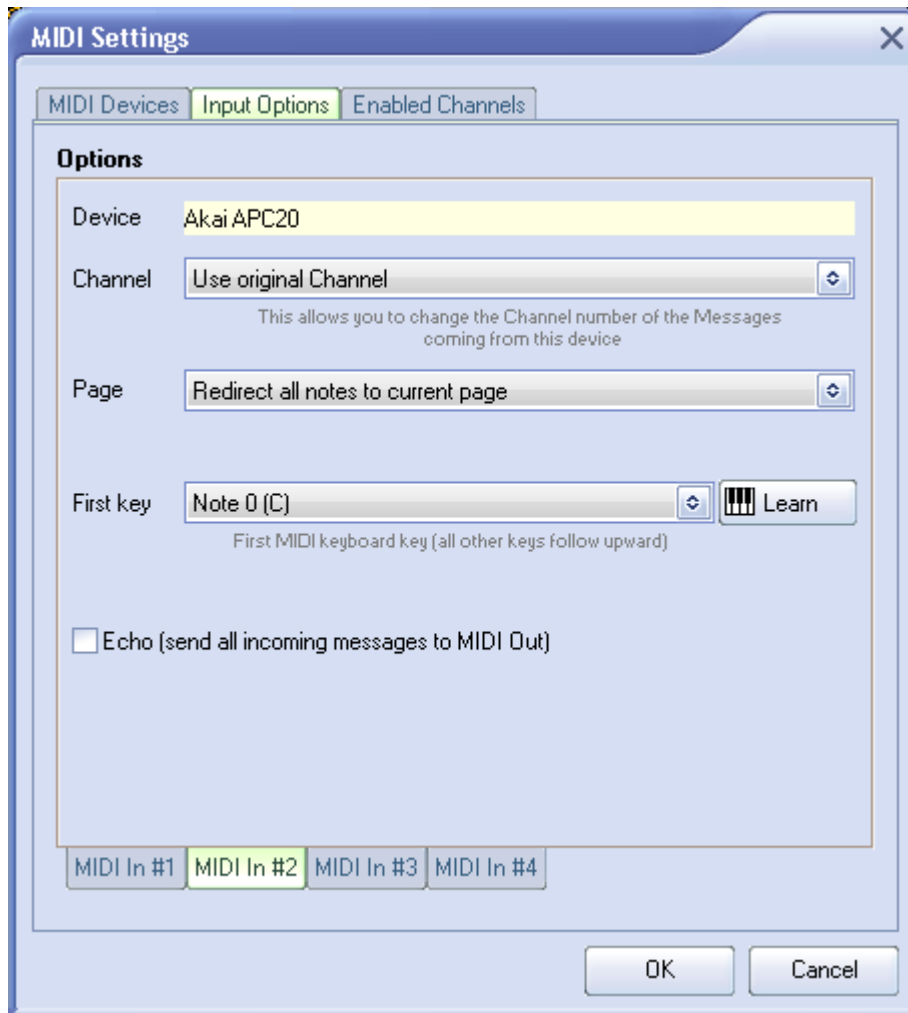
MIDI Devices

This tab allows you to select up to four MIDI Input devices and one MIDI Output device. Once you have selected the Input Devices, you should configure each device on the Input Options tab.



Input Options

This tab allows you to configure the operation of each input device. Tabs on the bottom of this panel allow you to select MIDI In #1 through MIDI In #4. The name of each device is displayed at the top.



Channel and Page

QuickShow supports up to four MIDI Input devices, such as keyboards or “analog controllers”. If multiple MIDI Keyboards are used, QuickShow needs to know how you want to use each MIDI keyboard. For example, you may use one keyboard to trigger “images” and another keyboard to trigger “effects”. In this case, you can locate all of the images on one QuickShow page, and all of the effects on another. The Channel and Page drop down list boxes allow you to control the way in which each MIDI Input is treated for the purposes of directing MIDI Input to QuickShow cues.

First Key

The “First key” sets the key that will be used to trigger the top-left cue in the cue grid. Higher notes on the MIDI keyboard will trigger incrementally higher QuickShow cues.

Echo

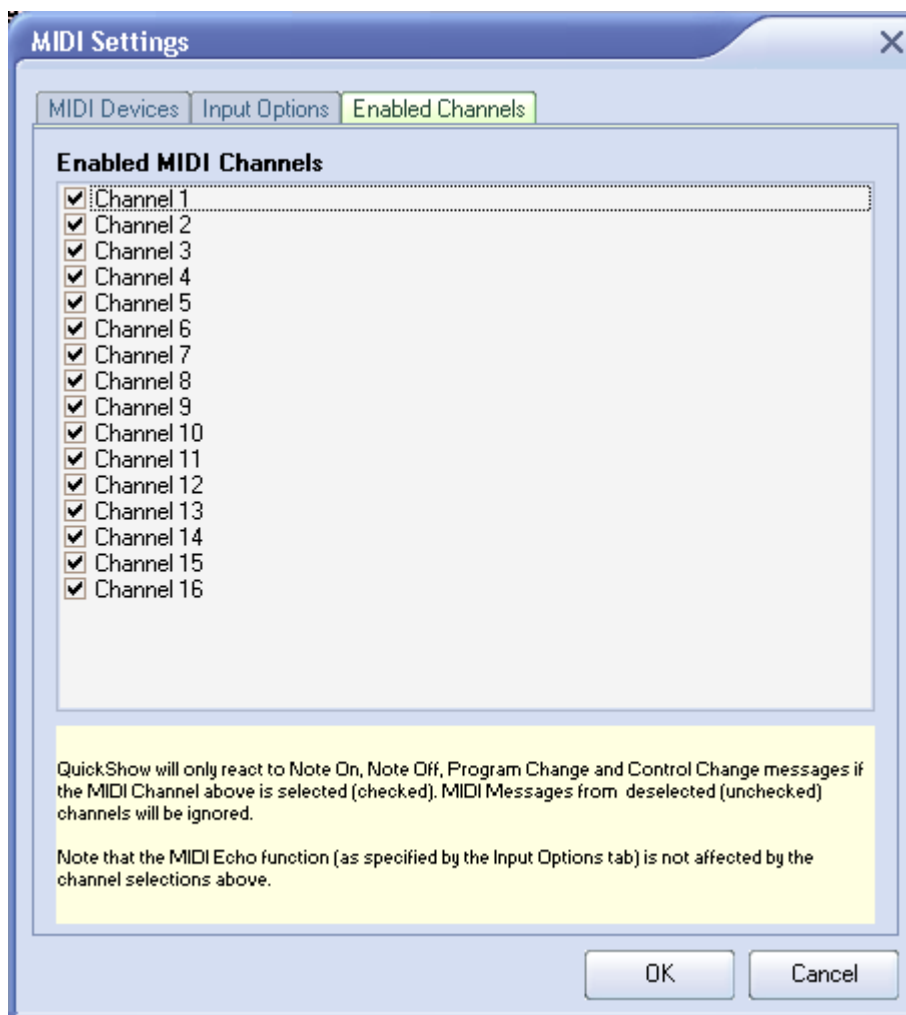
This controls whether or not QuickShow will send MIDI messages received by this device back out to the

MIDI Output device. Normally Echo is not enabled, but it may be handy in situations where QuickShow is incorporated into the MIDI stream of an intricate MIDI music studio. All normal messages will be echoed but System Exclusive (SYSEX) messages will not be echoed.

Important Note: If the Channel is not set to “Use original Channel” then events that are “echoed” will have their channel number modified as specified in the Channel drop down list box.

Enabled Channels

This tab allows you to either ignore or process messages, depending on the Channel number that is encoded in each MIDI message. Normally all channels should be left Enabled, but you may disable one or more channels if QuickShow is used in a MIDI environment that involves a number of MIDI instruments.



See Also

- [APC Mini support](#)
- [APC Mini MKII Support](#)

[Return to index](#)

From:

<http://wiki.pangolin.com/> - **Complete Help Docs**

Permanent link:

http://wiki.pangolin.com/doku.php?id=quickshow:midi_settings

Last update: **2023/01/20 20:39**

